

ENGLISH TO ENJOY

**Make English learning & teaching
effective & enjoyable**



Educational Publishing House

Preface

Educational Publishing House Limited (EPH) has been serving the education sector since 1960. We have published various successful ELT courses to meet the ever-changing needs of teachers and students at each key stage — from pre-school to senior secondary.

ENGLISH TO ENJOY is a six-level primary English course developed in accordance with the English Language Curriculum Guide (Primary 1–6) 2004. It adopts a task-based approach to organise the learning and teaching of the English language. Students participate in contextualised and meaningful activities to develop their reading, writing, listening and speaking skills. Through purposeful tasks, students use English to communicate, solve problems, search for information, and express their feelings and thoughts. Ultimately, in their everyday lives, students will use English to enjoy reading, writing, listening and speaking.

In addition to an array of rich learning and teaching resources provided on a state of the art e-Learning Platform, **ENGLISH TO ENJOY** comes with a Small Class Teaching Resource Pack. Detailed teaching plans, useful ELT strategies, ready-to-use activity sheets and teaching aids are provided to facilitate the implementation of small class teaching.

As the series title suggests, teachers and students alike will truly enjoy the rewarding experiences **ENGLISH TO ENJOY** offers.



Dr Arthur McNeill
Director, Language Centre
The Hong Kong University of
Science and Technology

Editor's Words

The name

Every title should have its own significance and *English to Enjoy* is so-called because it is a truly enjoyable series.

The strengths

English to Enjoy is well-organised and systematic, and provides plenty of support for effective learning. It has a spiral syllabus which means that learning is constantly reinforced. It is rich in content and offers a wealth of text types and, balanced coverage of the four skills. Students find it truly motivating.

The uniqueness

English to Enjoy has its own challenge level and methodology, and unique team of authors, consultants, editors and illustrators. All these factors contribute to giving *English to Enjoy* its own unique personality.


The messages

Learning English should be fun and enjoyable. We really appreciated the opportunity of working together with teachers and students in Hong Kong to make teaching and learning with *English to Enjoy* truly enjoyable.




Judith Cunningham
ELT Publishing Director

Teacher's Guide // Pupil's Book



Revision Guide



Intensive Practice

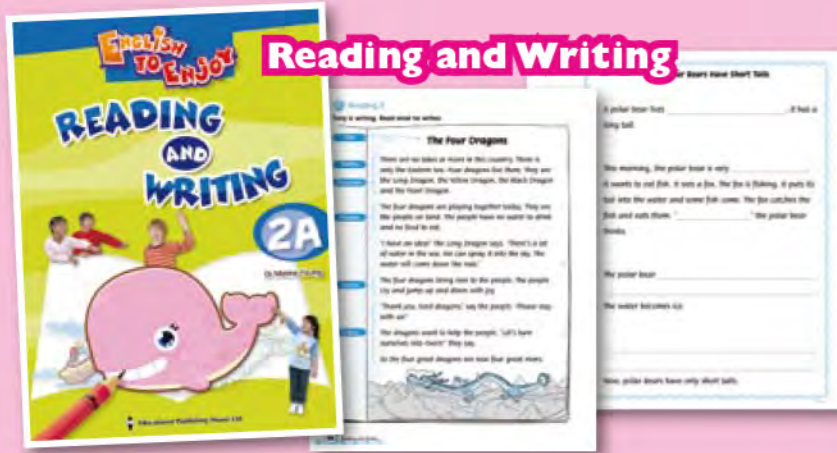


Vocabulary building

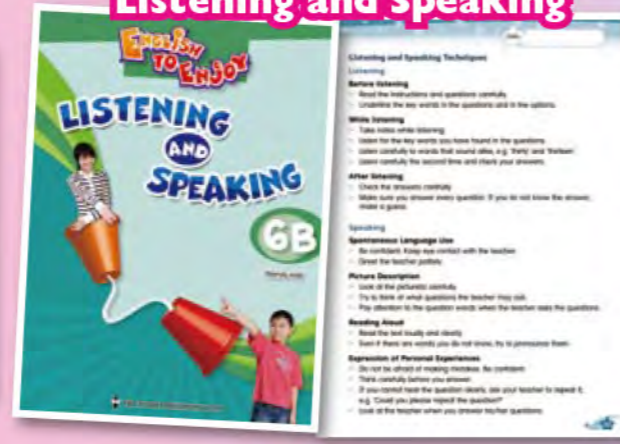
Contextualised practice in language use

Revise specifically themed target vocabulary

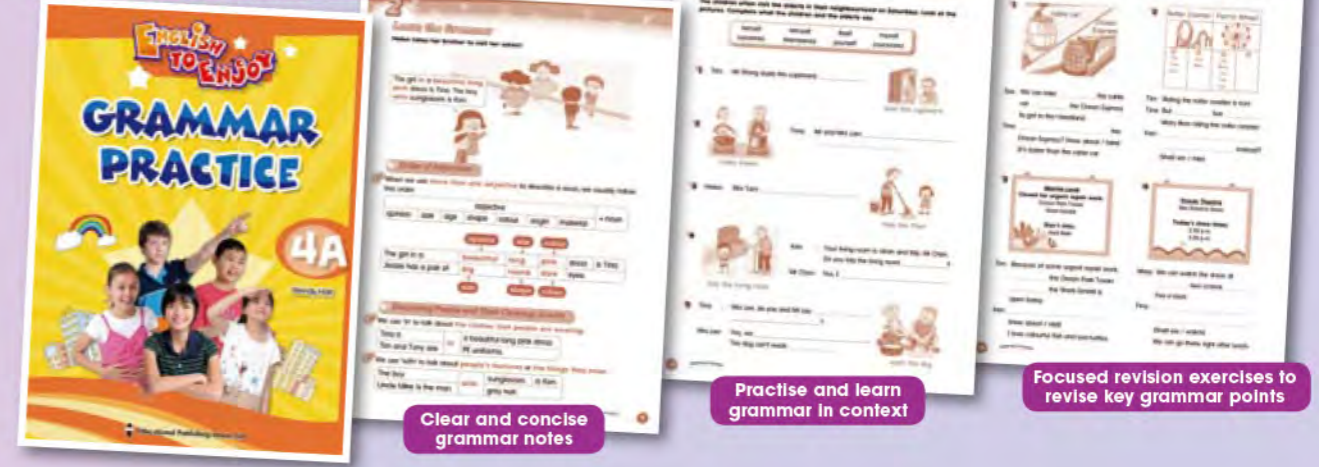
Reading and Writing



Listening and Speaking



Grammar Practice



Clear and concise grammar notes

Practise and learn grammar in context

Focused revision exercises to revise key grammar points

Phonics



Language arts

Small Class Teaching Resource Pack



Game Boards



Thematic Posters

Leisure Activities

Let's Cook!

Card Games

Assessment Resource Pack

English to Enjoy 1A
Assessment Task 1 (Units 1-3)
Reading and Writing

Name: _____ Class: _____
Date: _____

| Section | Part | Language focus and skills | Score |
|-------------|------|---|-------|
| A | 1 | Identify key words in sentences and understand meaning of words using pictorial clues | 1/12 |
| | 2 | Locate specific information in a simple text in response to questions | 1/10 |
| B | 3 | Understand instructions | 1/10 |
| | 4 | Use 'to' and 'for' to ask and answer questions | 1/15 |
| | 5 | Use 'how many' to ask about quantities | 1/10 |
| C | 6 | Use plural forms of nouns to refer to more than one object | 1/10 |
| | 7 | Use 'there is' and 'there are' to talk about something that exists | 1/10 |
| | 8 | Use formulaic expressions to greet people, respond to greetings and introduce oneself | 1/10 |
| | 9 | Use 'what' to ask about things, items and objects | 1/10 |
| D | 10 | Use 'is' and 'are' to talk about singular nouns | 1/10 |
| | 11 | Use simple punctuation and capital letters in sentences | 1/10 |
| Total score | | | 1/100 |

English to Enjoy 5A
HONG KONG ATTAINMENT TEST
English
Pre-Secondary 1
Practice Paper 1

Frequently Update

Intervention Kits

Latest Titles

Mini Sentence Structure Cards

your name?

1A Unit 1

What is

1A Unit 1

Tom.

1A Unit 1

My name is

1A Unit 1

Vocabulary-building Games

POP Exam Series

Multimedia Games

e-Platform

Free for Students

Newly Revamped

All-in-One i-Book



School Support Services

English Fun Days

To enhance students' learning of English outside the classroom, we have a total of 50 sets of game booth materials available to schools on loan. The games are for both Key Stage 1 and Key Stage 2. Thematic games and grammar games have also been designed to encourage students to use English in different contexts.

The topics of all the games correspond to the vocabulary, phonics and language items in the textbooks.

Game Booth Materials

1. Banners with colourful backgrounds provide instructions for the participants to follow.

Games in different key stages



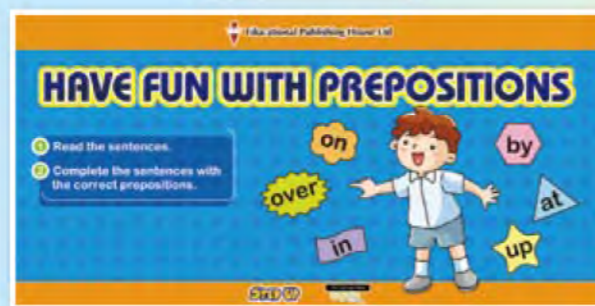
Festivals




Food & Drink



Grammar



2. Game manuals with detailed instructions are provided. Each manual includes the game outline, a set-up diagram and facilitator and player notes.



3. Picture cards, game boards and magnetic game sets are available in the game sets.



Souvenirs

Souvenirs are provided for each participant for encouragement.



Posters

Posters are distributed to schools on a regular basis. They are divided into two key stages and consist of grammar elements and various text types, such as riddles, instructions, labels, recipes, poems and signs.

Famous Places Series



Grammar Series



Acknowledgements:
S.K.H. Kowloon Bay Kei Lok Primary School
S.K.H. Tseung Kwan O Kei Tak Primary School
S.T.F.A. Leung Kit Wah Primary School
S.K.H. Tsing Yi Chu Yan Primary School

School Support Services

Seminars and Workshops

Workshops and seminars on different topics are held regularly to enable teachers and students to keep abreast of the latest developments in English teaching and learning.

Teachers' Workshops

1. TSA/HKAT Seminar



2. Phonics Workshop



3. Seminar on Co-operative Learning



4. On-site Workshop/ Exchange Tour



Students' Workshops

TSA/HKAT Workshop



Acknowledgement:
Hong Kong And Macau Lutheran Church Ming Tao Primary School

ENGLISH TO ENJOY

Component List

Learning Resources

| | |
|------------------------|-------------|
| Pupil's Book | 1A/B – 6A/B |
| Intensive Practice | 1A/B – 6A/B |
| Grammar Practice | 1A/B – 6A/B |
| Reading and Writing | 1A/B – 6A/B |
| Listening and Speaking | 1A/B – 6A/B |
| Phonics | 1 – 6 |
| Revision Guide | 1A/B – 6A/B |

Teaching Resources

| | |
|--|----------------------|
| Teacher's Guide | 1A/B – 6A/B |
| Intervention Kit | 1A/B – 6A/B |
| Intensive Practice (Teacher's Edition) | 1A/B – 6A/B |
| Grammar Practice (Teacher's Edition) | 1A/B – 6A/B |
| Reading and Writing (Teacher's Edition) | 1A/B – 6A/B |
| Listening and Speaking (Teacher's Edition) | 1A/B – 6A/B |
| Phonics (Teacher's Edition) | 1 – 6 |
| Assessment Pack | 1A/B – 6A/B |
| Small Class Teaching Pack | 1A/B – 6A/B |
| Thematic Posters | 12 posters per level |
| Picture and Word Cards | 1 set per level |
| Sentence Structure Cards | 1 set per level |
| Other Teaching Aids | 1 set per level |

e-Resources

| | |
|--------------------------|-------------|
| All-in-one i-Book | 1A/B – 6A/B |
| Bilingual Audio CD | 1A/B – 6A/B |
| Teaching Resource CD-ROM | 1A/B – 6A/B |
| Phonics Audio CD | 1A/B – 6A/B |
| Assessment Audio CD | 1A/B – 6A/B |
| e-Platform | 1 – 6 |



**Make English learning & teaching
effective & enjoyable**

Enquiry Hotline: 2942 6433



Educational Publishing House

14/F, Tsuen Wan Industrial Centre, 220-248 Texaco Road, Tsuen Wan, NT, Hong Kong
Tel : (852) 2942 9338 Fax : (852) 2408 0174 E-mail : yukchoi@popularworld.com
Website: <http://www.ephhk.com>

**ENGLISH
TO ENJOY**

e-Learning Platform

Resource
Bank

**ALL
in 1**

Lesson
Management
System

A Platform for
Assessment



English to Enjoy e-Learning Platform

Try it
Out!

Website: <http://ee.ephhk.com/lms>

Site Map

i-Book

Learning Resources

e-Homework
e-Homework Report
e-Dictation
Animations
Games
Practice Programs
Dictionaries
Songs

Teaching Resources

Texts
Simplified Passages
Resources for Vocabulary Learning
Vocabulary Booklet
Vocabulary Bank
Worksheets and Tasks
Practice Book
Graded Worksheets
Grammar Worksheets
Task Book
Small Class Teaching
Small Class Teaching Resources
Programs in i-Book
Animations
Audio Files
Audio Scripts
Dictionaries
Movies
Practice Programs
Songs
Interactive Games
Other Resources
PowerPoint Presentations
Revision Guide

Additional Comprehension Questions
Additional Reading Passages
Extended Activities
Dictation Passages
Scheme of work

Search

Learning Resources Search
Teaching Resources Search

Notice

Useful Weblinks

Assessment Resources

Online Assessment
Assessment Tasks
TSA Practice Papers
HKAT (Pre-S1) Practice Papers

Picture Bank

Curriculum Management

Teaching Log
Curriculum Management
School Calendar
User Account

Reading Centre

Writing Centre

i-Writing

School Support Services

To Step up Teaching Resources

Table of Contents

| | |
|--------------------------------------|----|
| English to Enjoy e-Learning Platform | 2 |
| Teaching Resources | 4 |
| Learning Resources | 6 |
| Assessment Resources | 10 |
| All-In-One i-Book | 12 |
| Student e-Learning Platform | 13 |
| Other Resources | 14 |
| Lesson Management System | 16 |

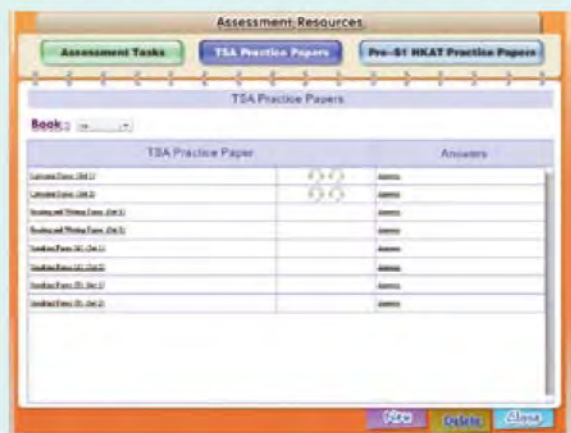
English to Enjoy e-Learning Platform

The ALL-In-One e-Platform has a wide range of electronic resources to make lessons more fun and interesting.

Notice

We bring you constant updates in the 'Notice' section.

Assessment Resources

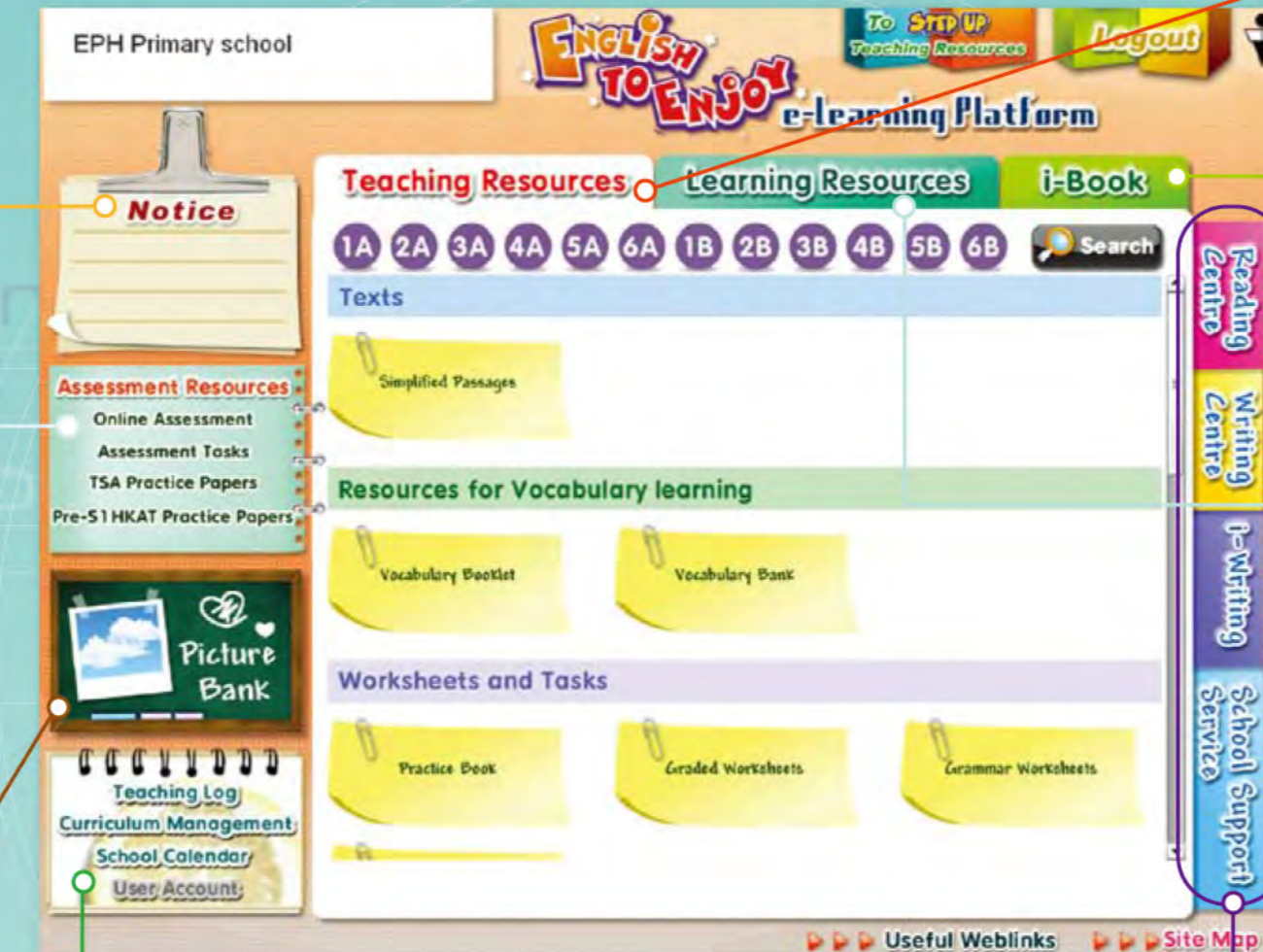


Teachers can easily access our tailor-made exam papers, TSA Practice Papers, HKAT (Pre-S1) Practice Papers and our new Online Assessment System.

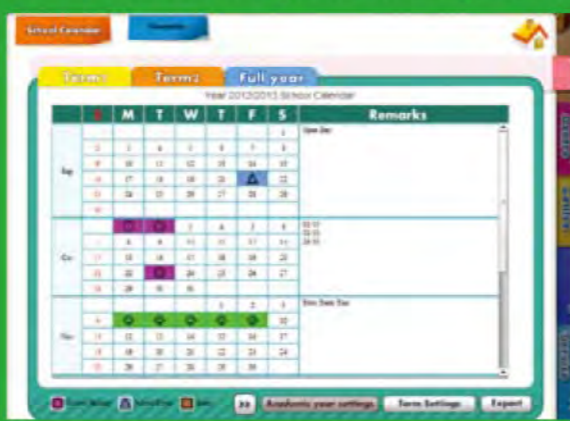
Picture Bank



A collection of line drawings, photos and pictures for various topics is available on our e-Learning Platform.



Lesson Management System

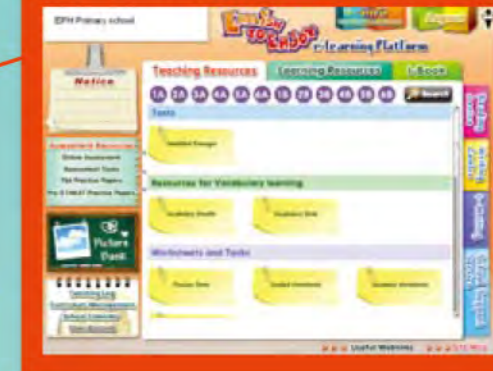


Our advanced LMS enables teachers to generate their own schemes of work, and the system can automatically allocate relevant electronic resources to all planned teaching sessions.

Other Resources

We provide teachers and students with other useful teaching and learning resources, such as the Reading Centre, Writing Centre and i-Writing.

Teaching Resources



There are over 14 different kinds of teaching resources available in the 'Teaching Resources' section. Teachers can access all of them with just one click of the mouse.

Learning Resources



Teachers can, through the platform, assign different learning resources electronically to students for self-learning.

i-Book



Teachers can access the full versions of all i-Books.

Versatile and Ready-to-use Teaching Resources

Advanced Search Engine makes your planning easier.

Resources categorised by resource type

Access all Teaching Resources with just ONE CLICK of the mouse!

Comprehensive ready-to-use materials are available.

Resources categorised by book.

'Search by Book' function facilitates easy preparation for lessons

| Teaching Resources | Type | |
|--------------------------------------|---------------------------------|-----|
| Unit 2 | Simplified passages | EPH |
| Unit 2 | Practice Book | EPH |
| Worksheet 2.1A | Graded Worksheets | EPH |
| Worksheet 2.1B | Graded Worksheets | EPH |
| Worksheet 2.1C | Graded Worksheets | EPH |
| Worksheet 2.2A | Graded Worksheets | EPH |
| Worksheet 2.2B | Graded Worksheets | EPH |
| Worksheet 2.2C | Graded Worksheets | EPH |
| Unit 2 Activity Sheets | Activity Sheets and Task Sheets | EPH |
| Mini Sentence Structure Cards Unit 2 | Teaching Aids | EPH |
| Game Board Unit 2 | Teaching Aids | EPH |
| 2 Bear in mind (Learning speed) | Audio Files | EPH |

To do an advanced search, simply click on the book and all the available resources will be displayed.

You can search by unit, by resource type or by simply typing in keywords.

Click on what you need. Here you go!

You can add your own resources and assign them to a book!

Interactive Learning Resources

Interactive Learning Resources are available to encourage self-learning.

Learning Resources are categorised.

Tick to Assign

Teachers can choose the appropriate Learning Resources and assign them to students.

Teachers can assign chosen Learning Resources to a specific class or specific students.

| Student Name | Class | Class No. | |
|-------------------------------------|-------|-----------|---|
| <input checked="" type="checkbox"/> | 1a1 | A | 1 |
| <input checked="" type="checkbox"/> | 1a2 | A | 2 |
| <input checked="" type="checkbox"/> | 1a3 | A | 3 |
| <input checked="" type="checkbox"/> | 1a4 | A | 4 |
| <input checked="" type="checkbox"/> | 1a5 | A | 5 |

e-Homework

There is one piece of e-Homework per unit. Teachers can assign the e-Homework to students electronically via the platform.

| Teacher | Class | Homework | Class average | One level average |
|---------|-------|----------|---------------|-------------------|
| Tim Ta | 1A | Unit 1 | 67.00 | 67.00 |

| Student | Class | Class No. | Score (first attempt) | Score (last attempt) |
|---------|-------|-----------|-----------------------|----------------------|
| 1a1 | A | 1 | 66.67 | 66.67 |

Teachers can view students' scores in the report and click on their names to see their answers.

e-Dictation

Different kinds of practices are ready for self-learning.

Learn with the **highlighted** words.

When you are ready, click **Mask** to practise.

Final Stage: Do the dictation.

Audio files with two speeds are available in e-Dictation to allow students to prepare for dictation at home.

Interactive Learning Resources

Interactive Learning Resources are available to encourage self-learning.

Animations



Animated texts of all units in *English to Enjoy* can be released, via the platform, to students for self-learning.

Games



Vocabulary games, phonics games and practice are all available on the platform with one click of the mouse.

Songs



Useful programs are available for students to learn to sing English songs in an interactive way. Students can choose to hear the Lyrics, the music or the song.

Practice Programs



Practice Programs provide opportunities for students to practise what they have learned in an interactive and effective way.

Dictionaries



Dictionaries allow students to recognise the vocabulary items through pictures. Model pronunciation is also available.



There are also different verses to choose from for some songs.

Online Assessment System

Our new Online Assessment System provides students with various grammar exercises.

Students' scores are recorded in the teacher's report, where teachers can easily find out students' grades.

English Language Online Assessment

| Assessment | Delivery Date | Finished Date | Assessment Focus | Time Limit (Minute) | Status | No. of Students | 1A | One Level Average |
|--------------------------|---------------|---------------|-------------------|---------------------|-------------|-----------------|--------------|-------------------|
| | | | | | | Finished | Not Finished | |
| EE 1A Assessment 1 | 2011-09-23 | 2012-08-31 | Grammar Exercises | 20 | New | -- | -- | -- |
| EE 1A Assessment 2 | 2011-10-11 | 2012-08-31 | Grammar Exercises | 20 | New | -- | -- | -- |
| EE 1A Assessment 3 | 2011-10-25 | 2012-08-31 | Grammar Exercises | 20 | In progress | 1 | 2 | 100.00% 100.00% |
| EE 1A Assessment 4 | 2011-11-16 | 2012-08-31 | Grammar Exercises | 20 | In progress | 1 | 2 | 100.00% 100.00% |
| EE 1A Assessment 5 | 2011-12-09 | 2012-08-31 | Grammar Exercises | 20 | In progress | 1 | 2 | 100.00% 100.00% |
| EE 1A Assessment 6 | 2011-12-30 | 2012-08-31 | Grammar Exercises | 20 | In progress | 1 | 2 | 100.00% 100.00% |
| EE 1B Assessment 1 | 2012-01-20 | 2012-08-31 | Grammar Exercises | 20 | New | -- | -- | -- |
| Hu Pals PIR Assessment 1 | 2011-12-21 | 2012-08-31 | Grammar Exercises | 20 | In progress | 1 | 2 | 100.00% 100.00% |
| Hu Pals PIR Assessment 2 | 2012-01-05 | 2012-08-31 | Grammar Exercises | 20 | In progress | 1 | 2 | 100.00% 100.00% |
| Hu Pals PIR Assessment 3 | 2012-01-19 | 2012-08-31 | Grammar Exercises | 20 | New | -- | -- | -- |

School : EDUCATIONAL PRIMARY SCHOOL [WD]

Teacher : CHAN SUET MEI

Assessment : EE 1A Assessment 3

Assessment Focus : Grammar Exercises

Time Limit (Minute) : 20

1. Mary: _____ teddy bears are there?

Lily: There are five teddy bears.

A. How

B. What

C. Are they

D. How many

2. How many cards _____?

A. is there

School : EDUCATIONAL PRIMARY SCHOOL [WD]

Teacher : CHAN SUET MEI

Assessment : EE 1A Assessment 2

Assessment Focus : Grammar Exercises

Time Limit (Minute) : 20

1. _____ a pencil?

A. It is

B. Is it

C. Are they

D. They are

2. _____ crasers.

A. It is

B. Is it

Assessment Papers

Various kinds of assessment papers are available:

New exam papers, including assessment papers, TSA Practice Papers and HKAT (Pre-S1) Practice Papers, are uploaded to the platform regularly.

Assessment Tasks

| Section | Part | Language Issue and Skills | Score |
|-------------|------|--|-------|
| A | 1 | Identify key words in sentences and understand meaning of words using pictorial clues. | 140 |
| | 2 | Locate specific information in a simple text in response to questions. | 140 |
| B | 1 | Understand instructions. | 135 |
| | 2 | Use 'to' and 'at' to ask and answer questions. | 135 |
| | 3 | Use 'how many' to ask about quantities. | 135 |
| | 4 | Use numbers to show quantities. | 135 |
| C | 1 | Use plural forms of nouns to refer to more than one object. | 142 |
| | 2 | Use 'there is' and 'there are' to talk about something that exists. | 142 |
| | 3 | Use formulaic expressions to greet people, respond to greetings and introduce oneself. | 142 |
| D | 1 | Use 'what' to ask about one's name and other information. | 142 |
| | 2 | Use 'I' and 'they' to refer to objects. | 142 |
| E | 1 | Use 'I' and 'you' to talk about regular events. | 142 |
| | 2 | Use proper punctuation and capital letters in sentences. | 142 |
| F | 1 | Write about oneself based on a given model. | 142 |
| | 2 | Write about oneself based on a given model. | 142 |
| Total score | | | 1400 |

TSA and HKAT (Pre-S1) Practice Papers

TSA Practice Paper


Section 1: Reading (18 marks)

Part 1: Listen to a radio programme about the H1N1 virus. Read the text and answer Questions 1-5.

Pre-S1 HKAT Practice Papers

Section 1: Reading (18 marks)

Part 1: Listen to a radio programme about the H1N1 virus. Read the text and answer Questions 1-5.



All-In-One i-Book

Teachers can access the All-in-One i-Books online.

You can choose individual units easily by clicking on the "Contents Pages" button.

Student e-Learning Platform

We provide students with a student e-learning platform to enable them to study independently at home.

Students can log in to find the homework assigned by their teacher.

Students can find ample resources to facilitate their learning.

Our multimedia components, including games, animation, PowerPoint presentations and practice programs, provide opportunities for students to practise what they have learned in an interactive and effective way.

The powerful tool bar makes practice exercises and learning resources easily accessible.

Once completed, the homework is marked as 'Completed' with a tick and a date. Grades will be recorded in the teacher's report.



i-Book & Student e-Learning Platform

Other Resources

Teachers can also access the 'Step Up' textbook series resources.

Reading passages with automatic answer check are uploaded weekly to enhance students' reading skills.

Various flash programs are available for exploring different text types with your students.

Find out more about our English Fun Day by viewing the 'School Support Services' section.

More than 18 text types are explained and explored on the i-Writing Online Platform.

Comprehensive resources are available on the platform to guide students to excel in process writing.

Lesson Management System

School calendar & timetables

Teachers can enter the school calendar and timetables using the built-in tools...

Year 2012/2013 School Calendar

| Term | S | M | T | W | T | F | S | Remarks |
|------|-------|----|----|----|----|----|----|-----------------|
| Sep | 1 | | | | | | | Open Day |
| | 2 | 3 | 4 | 5 | 6 | 7 | 8 | |
| | 9 | 10 | 11 | 12 | 13 | 14 | 15 | |
| | 16 | 17 | 18 | 19 | 20 | 21 | 22 | |
| | 23 | 24 | 25 | 26 | 27 | 28 | 29 | |
| Oct | 30 | | | | | | | |
| | 01/10 | 2 | 3 | 4 | 5 | 6 | 7 | |
| | 02/10 | 8 | 9 | 10 | 11 | 12 | 13 | |
| | 14 | 15 | 16 | 17 | 18 | 19 | 20 | |
| | 21 | 22 | 23 | 24 | 25 | 26 | 27 | |
| Nov | 28 | 29 | 30 | 31 | | | | |
| | | | | | 1 | 2 | 3 | First Term Test |
| | 4 | 5 | 6 | 7 | 8 | 9 | 10 | |
| | 11 | 12 | 13 | 14 | 15 | 16 | 17 | |
| | 18 | 19 | 20 | 21 | 22 | 23 | 24 | |

Event: School Holiday

Holiday: Test/Exam:

Level: P1 P2 P3 P4 P5 P6 All

Remark: 02/10

Remind me: 1 week before

Input special events into the calendar.

| Event | Display |
|------------------|--|
| 1 School Holiday | <input checked="" type="checkbox"/> <input type="checkbox"/> <input checked="" type="checkbox"/> |
| 2 School Event | <input checked="" type="checkbox"/> <input type="checkbox"/> <input checked="" type="checkbox"/> |
| 3 Exam | <input checked="" type="checkbox"/> <input type="checkbox"/> <input checked="" type="checkbox"/> |
| 4 Test | <input checked="" type="checkbox"/> <input type="checkbox"/> <input checked="" type="checkbox"/> |

Define the events using different symbols and colors.

Curriculum planning

Curriculum contents will be automatically allocated according to the school calendar and timetables.

| Dimension | Module | Unit | School Based Lessons | Class Based Lessons | Action |
|-----------|---------------------------|------------------|----------------------|---------------------|--------|
| - | Ms, My Family and Friends | 1 My new friends | 3 | 3 | 100% |
| - | Ms, My Family and Friends | 2 At school | 30 | 30 | 100% |
| - | Change and Sharing | 3 Sharing toys | 3 | 3 | 100% |
| - | Change and Sharing | 4 Toyful Fun Day | 30 | 30 | 100% |
| - | Using My Five Senses | 5 Colorful world | 3 | 3 | 100% |
| - | Using My Five Senses | 6 A picnic day | 30 | 30 | 100% |
| Total | | | 54 | 54 | |

| Week | Date | Lesson | Type | Unit | Objectives |
|------|----------|--------|------|------------------|--|
| 1 | 14/09/12 | 1 | G.E | 1 My new friends | Reading - To introduce students with basic greeting - To know how to introduce oneself |
| 1 | 15/09/12 | 2 | G.E | 1 My new friends | Reading - To introduce students with basic greeting - To know how to introduce oneself |
| 1 | 20/09/12 | 3 | G.E | 1 My new friends | Reading - To introduce students with basic greeting - To know how to introduce oneself |
| 1 | 26/09/12 | 4 | G.E | 1 My new friends | Speaking and Writing - To give students speaking practice in making greetings to introduce themselves |
| 1 | 01/10/12 | 5 | G.E | 1 My new friends | Speaking - To give students speaking practice in asking for personal information |

Teaching log

Teachers can adjust the curriculum based on students' progress and learning needs.

Teaching tools

Resourceful teaching tools are provided to facilitate the teaching process.

| Worksheets | Answers |
|------------|---------|
| 11.1 | Answers |
| 11.2 | Answers |
| 11.3 | Answers |
| 11.4 | Answers |
| 11.5 | Answers |
| 11.6 | Answers |
| 11.7 | Answers |

| Dimension | Module | Unit | School Based Lessons | Class Based Lessons | Action |
|-----------|---------------------------|------------------|----------------------|---------------------|--------|
| - | Ms, My Family and Friends | 1 My new friends | 4 | 4 | 100% |
| - | Ms, My Family and Friends | 2 At school | 3 | 3 | 100% |
| - | Change and Sharing | 3 Sharing toys | 3 | 3 | 100% |
| - | Change and Sharing | 4 Toyful Fun Day | 4 | 4 | 100% |
| - | Using My Five Senses | 5 Colorful world | 4 | 4 | 100% |
| - | Using My Five Senses | 6 A picnic day | 4 | 4 | 100% |
| Total | | | 28 | 28 | |



**ENGLISH
TO ENJOY**

<http://ee.ephhk.com/lms>

Enquiry Hotline: 2942 6433



Educational Publishing House

14/F, Tsuen Wan Industrial Centre, 220-248 Texaco Road, Tsuen Wan, NT, Hong Kong

Tel : (852) 2942 9338 Fax : (852) 2408 0174 E-mail : yukchoi@popularworld.com Website: <http://www.ephhk.com>

ENGLISH TO ENJOY

**Comprehensive and balanced
Balanced coverage of all four skills**



English to Enjoy is a six-level primary English course developed in accordance with the English Language Curriculum Guide (Primary 1 - 6) 2004.

A unique feature of **English to Enjoy** is its **balanced coverage of the four language skills**, which gives students a solid grounding in the English language. The four language skills are learned and practised through learner-centred, contextualised activities which enable students to see the relevance of language learning.

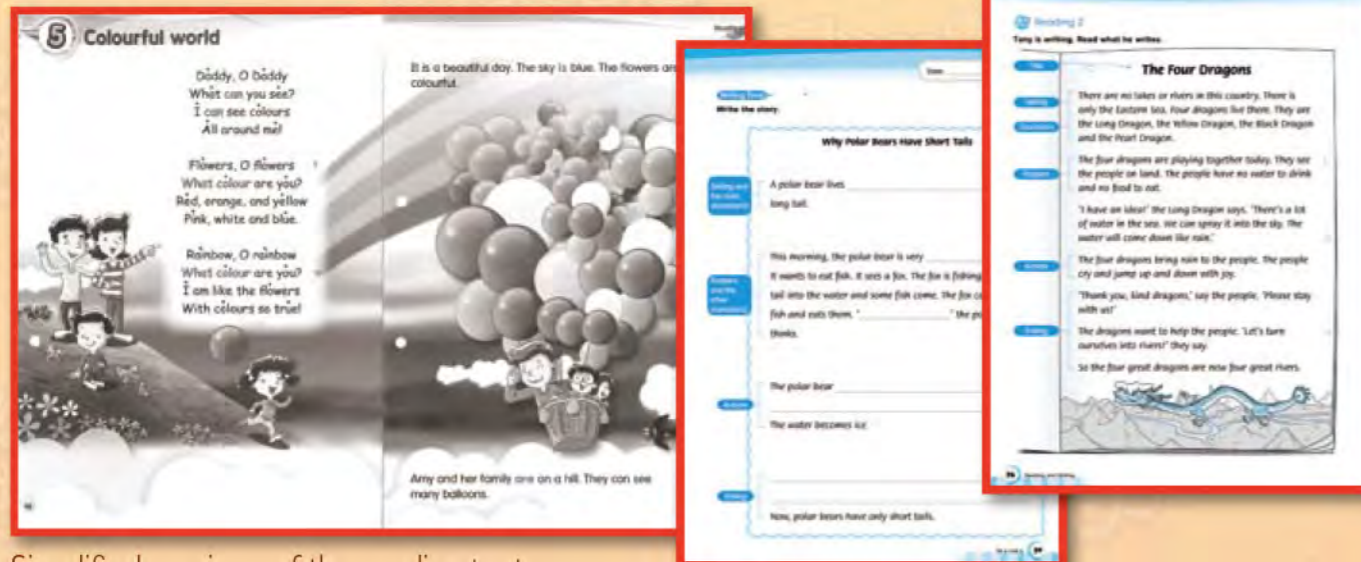


Educational Publishing House

Reading in English to Enjoy

Each of the units starts with a reading text and comprehension questions. As one of the receptive language skills, reading is essential as a means for students to encounter target sentence structures and key vocabulary. These items are therefore highlighted in the texts for easy identification.

The various question types in the comprehension section are designed to equip students with different reading skills and enhance their higher-order thinking skills.



Simplified versions of the reading texts are provided in the Intervention Kit for less able students.

Writing in English to Enjoy

Each of the modules of *English to Enjoy* ends with a substantial writing task. The writing task incorporates all the language items taught in the corresponding module. Students need to master what they have learned in order to complete the task successfully.

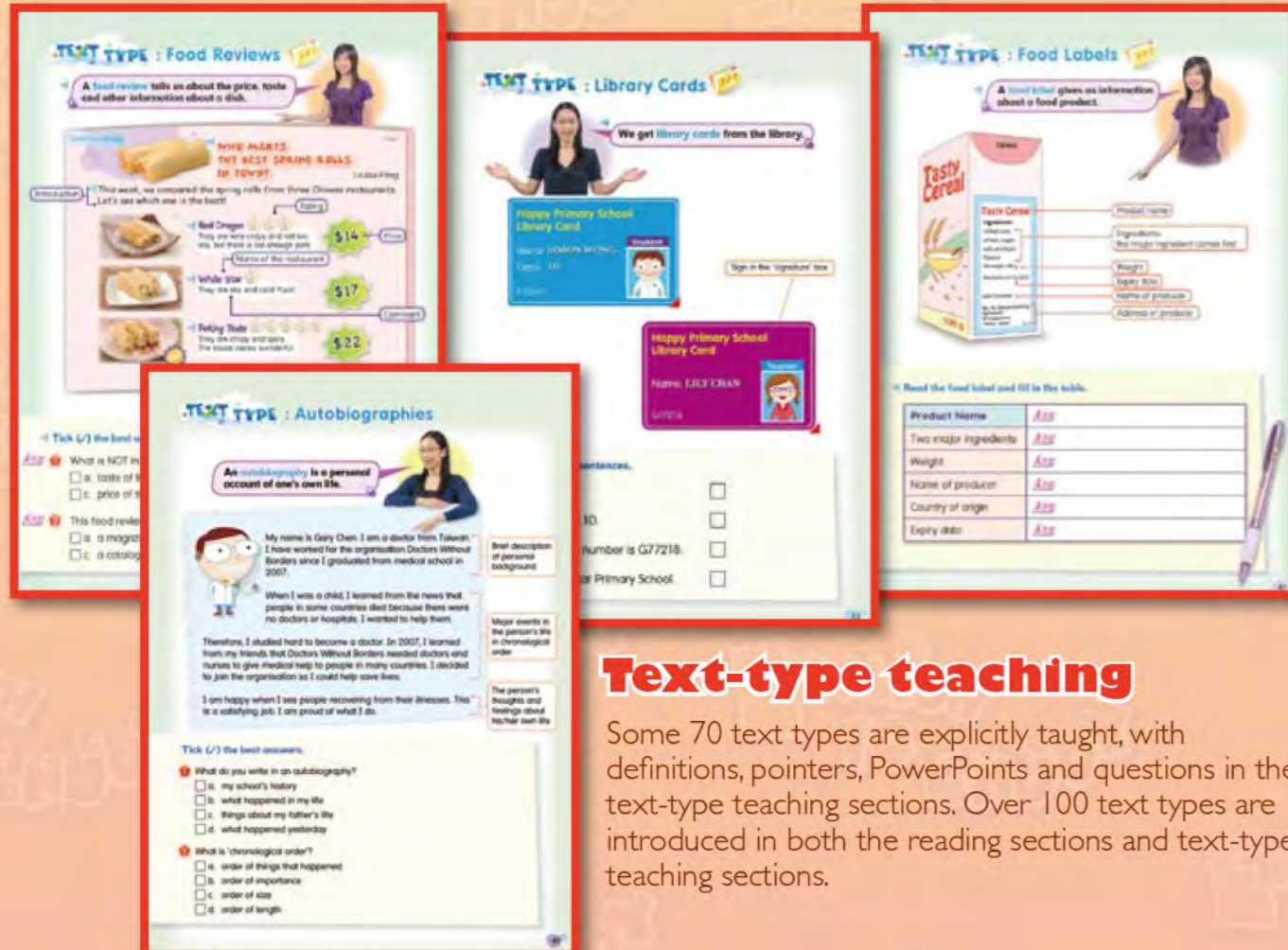
There are three main types of writing task in *English to Enjoy*: **the TSA-style writing tasks**, **guided writing tasks** and **semi-guided writing tasks**. These three types of tasks are included to expose students to and give them practice in different kinds of writing.



Semi-guided writing task

TSA-style writing task

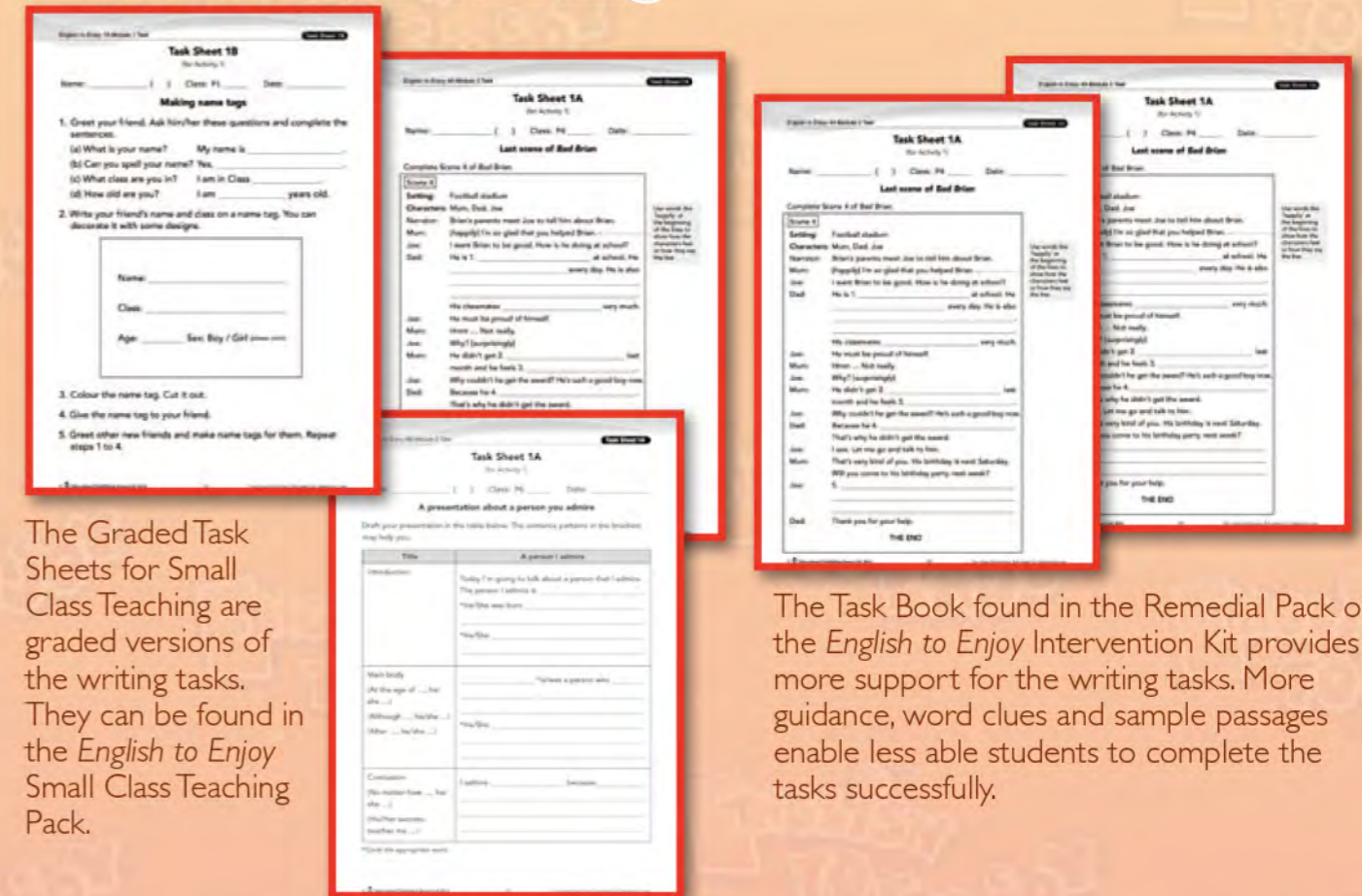
Guided writing task



Text-type teaching

Some 70 text types are explicitly taught, with definitions, pointers, PowerPoints and questions in the text-type teaching sections. Over 100 text types are introduced in both the reading sections and text-type teaching sections.

Resources for Writing



The Graded Task Sheets for Small Class Teaching are graded versions of the writing tasks. They can be found in the *English to Enjoy* Small Class Teaching Pack.

The Task Book found in the Remedial Pack of the *English to Enjoy* Intervention Kit provides more support for the writing tasks. More guidance, word clues and sample passages enable less able students to complete the tasks successfully.

Listening in English to Enjoy

Listening, as the other vital receptive skill, features in every unit. Listening activities follow the TSA format and incorporate the language items taught and relevant themes of the units.



Speaking in English to Enjoy

One or two contextualised speaking activities are included in every unit, enabling students to use English purposefully in real-life situations.

In order to guide students when doing the speaking activities, various resources are provided. The Practice Book is a written version of the speaking activities and can be used as a preparatory tool, while practice programmes found in the i-Book allow students to record their conversations and compare their recordings with those done by native English.



ENGLISH TO ENJOY

Catering for Learning Diversity



English to Enjoy Intervention Kit contains various useful resources that can be used to cater for learner diversity.

- The **General Pack** includes useful resources for teachers, such as Graded Worksheets and Grammar Worksheets, that / which can be used with students of different abilities.
- The **Enhancement Pack** provides teachers with tailor-made resources for more able students, such as additional comprehension questions and passages.
- The **Remedial Pack** includes materials for less able students. Resources such as the Practice Book and Simplified Passages are particularly useful when teachers want to conduct speaking and reading activities respectively.





English to Enjoy Intervention Kit General Pack includes:

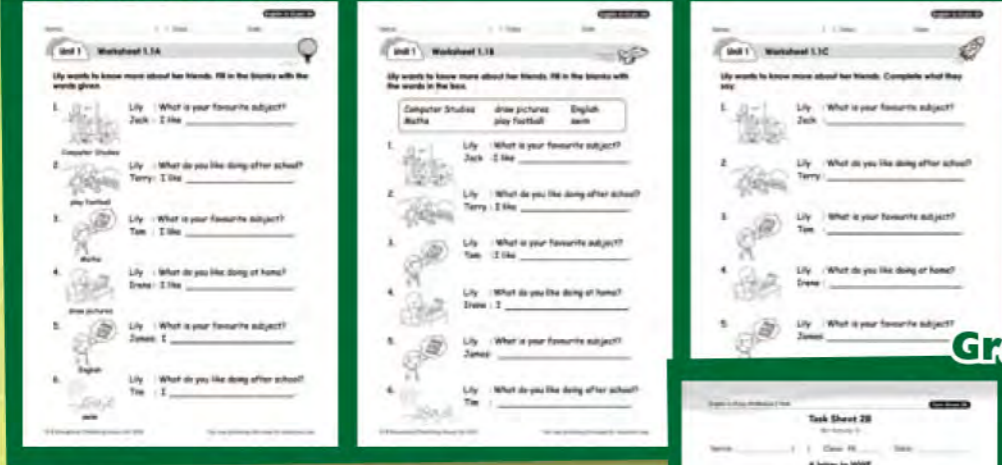
- Graded Worksheets
- Graded Task Sheets
- Vocabulary Booklet
- Grammar Worksheets

English to Enjoy Intervention Kit Remedial Pack includes:

- Simplified Passages
- Practice Book
- Task Book
- Revision Guide




Graded Worksheets




Worksheets for grammar items or vocabulary already taught are graded into three levels.

Graded Task Sheets



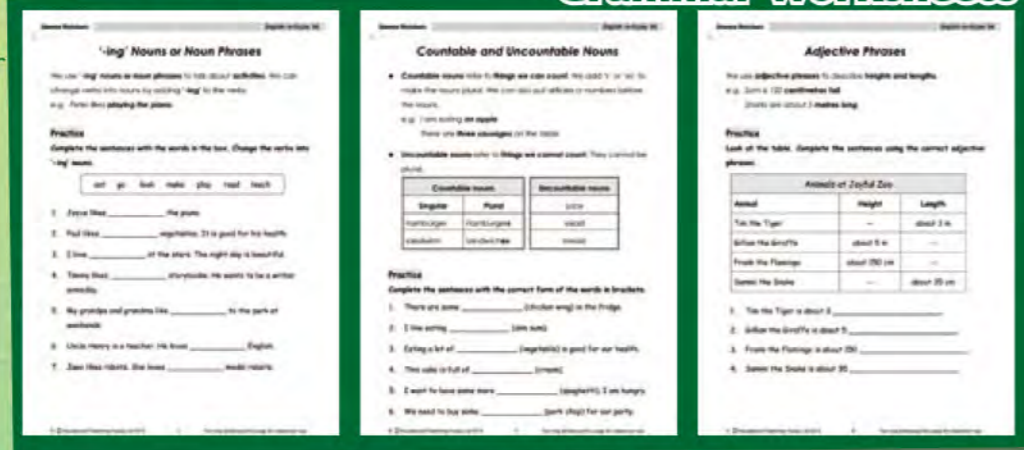
Task Sheets for Small Class Teaching are graded into 2 or 3 levels. Relevant resources can be found in the *English to Enjoy* Small Class Teaching Packs

Vocabulary Booklet



List of target vocabulary plus extended vocabulary relating to various themes are provided, together with explanations, illustrations, examples and indications of parts of speech.

Grammar Worksheets



Additional grammar worksheets are provided to help students consolidate their learning of specific grammar items taught in class.

Simplified Passages




The simplified passages are shortened version of the original reading texts in *English to Enjoy*.

Practice Book



The worksheets in the Practice Book are written versions of the speaking activities in *English to Enjoy*. They can be used as a preparatory tool for the speaking activities.

Task Book



In this version of the task sheets, more guidance is given so that less able students can do the tasks confidently.

Revision Guide



The Revision Guide is a revision tool that provides a summary of the key vocabulary and sentence structures taught in the textbook.



English to Enjoy Intervention Kit Enhancement Pack includes:

- Additional Comprehension Questions
- Additional Reading Passages
- Extended Activities

Additional Comprehension Questions

Additional Comprehension Questions supplement the reading texts in *English to Enjoy*, providing various question types that equip students with all the necessary reading skills.

Additional Reading Passages

Additional Reading Passages with comprehension questions expose new topics to more able students.

Extended Activities

Various activities are included in the pack to give students extra practice in speaking and writing.

ENGLISH TO ENJOY

POP EXAM SERIES with Exam Skills
EQUIP STUDENTS



Newly published Exam Series with

- ✓ TSA Practice Papers for P.1 to 4 and P.6 students;
- ✓ HKAT (Pre-S1) Practice Papers for P.5 students;
- ✓ Answer Key and audio scripts;
- ✓ Audio files recorded by native English-speaking talents
- ✓ Updated question types



Educational Publishing House

For Primary 1 to 4 students and Primary 6 students,

we have ...



The TSA Assorted Exercises and Mock Paper series include various up-to-date question types, with the aim to help students become familiar with the format of the public exam papers and giving students enough practice and exposure to the question types.



Listening and Speaking

Part 1
John is doing a project about sports. He is asking his friend Linda some questions.
Listen to the conversation.
Choose the best answer by blackening the circle.

Questionnaire about Sports

| | | |
|---|---|--|
| 1. What is your name? | <input type="radio"/> A. Linda Lam | <input type="radio"/> B. Linda Kam |
| | <input type="radio"/> C. Linda Chan | <input type="radio"/> D. Linda Tam |
| 2. How old are you? | <input type="radio"/> A. seven | <input type="radio"/> B. eight |
| | <input type="radio"/> C. nine | <input type="radio"/> D. ten |
| 3. What class are you in? | <input type="radio"/> A. 2A | <input type="radio"/> B. 2B |
| | <input type="radio"/> C. 3A | <input type="radio"/> D. 3B |
| 4. What kinds of sports do you like? (You can choose more than one answer.) | <input type="checkbox"/> A. badminton | <input type="checkbox"/> B. football |
| | <input type="checkbox"/> C. table tennis | <input type="checkbox"/> D. swimming |
| 5. How often do you play sports? | <input type="radio"/> A. every day | <input type="radio"/> B. four times a week |
| | <input type="radio"/> C. three times a week | <input type="radio"/> D. once a week |
| 6. Why do you play sports? (You can choose more than one answer.) | <input type="checkbox"/> A. to be healthy | <input type="checkbox"/> B. to lose weight |
| | <input type="checkbox"/> C. to make friends | <input type="checkbox"/> D. to have fun |

Form-filling activity

Answer Key with audio scripts

Listening Exercise
Part 1

1 B 2 A 3 D 4 C 5 A, B, C 6 D

Audio Script
Narrator: Listening Exercise, Part One. Kitty is going to hold a birthday party. She is writing an invitation. Listen to the conversation. The conversation will be played two times. When you hear a beep (beep), answer the question. You now have twenty seconds to read the questions. (20-second music). The conversation will begin now.

Dad: What are you doing, Kitty?
Kitty: I'm writing an invitation. I want to invite my friends to my birthday party. Could you help me, Dad?
Dad: Sure. First you need to tell your friends the date. We have talked about it, haven't we?
Kitty: Yes, we have decided to have it on the thirtieth of August. (beep) (3-second pause)
Dad: Then you need to put down where you're going to have the party.
Kitty: Mum suggested that we should go to a fast food restaurant. But you and I thought that it was better to have the party at home. (beep) (3-second pause)
Dad: All right, since we are going to have the party at home, you need to tell your friends our address in the invitation.
Kitty: OK, the address. It's Flat 5, Eastmarch Floor One, Gordon Road. Is that it?
Dad: You may want to put down the district as well.
Kitty: That's easy. We live in Kowloon Tong. (beep) (3-second pause)

4. What does Paul see?

A. B. C. D.

5. How does Paul feel?

A. B. C. D.

6. What does the fish give Paul?

A. B. C. D.

Questions with pictorial clues

8. Put the following pictures in the correct order.

A. 1 → 3 → 2 → 4
 B. 2 → 4 → 1 → 3
 C. 3 → 1 → 4 → 2
 D. 4 → 3 → 1 → 2

Sequencing questions

Speaking Ex.

Part 1
Reading Aloud
Read the following text.

My Pet

My pet is not a cat.
Cats scratch.
My mum does not like cats.

My pet is not a bird.
Birds make noise.
My dad does not like birds.

My pet is in my dreams.
I don't need to feed them or clean them,
I just dream about them.

Part 2
Expression of Personal Experiences
The teacher will ask you some questions. Answer them.

Not given to students in the real assessment

Get students to respond to the following:

- Do you like cats? Why / Why not?
- Do you like birds? Why / Why not?
- What kind of pet would you like to have?
- How do you look after a pet?
- Where can you buy a pet?
- What does a pet need?

Speaking activities

Reading and Writing

2. How did Linda feel about choosing what school clubs to join?

A. B. C. D.

3. Why does Linda want to join the Sports Club?

A. She wants to learn to swim.
 B. She wants to be healthy.
 C. She wants to play more sports.
 D. She does not like the other clubs.

4. Read line 8: 'I draw poorly.'
The word 'poorly' means that Linda draws _____.

A. badly
 B. well

Questions with pictorial clues

'Why' questions

Questions with reference to specific sentences in the text

Open-ended writing with pictorial clues and word clues

2. 'Sam's a character from a fabulous, funny flick' (line 1) is an example of alliteration.
Which of the following is another example of alliteration?

A. 'Sam lives in the countryside' (line 3)
 B. 'And he's not fat at all' (line 6)
 C. 'He has a beautiful baby bear' (line 9)
 D. 'Where he learns how to be a clown' (line 14)

Questions relating to alliteration

Writing tasks with ideas given in a mind map

3. In line 6, what does the word 'bright' mean?

bright adj

- shiny
The sun is so bright.
- very clever
John is a very bright kid.
- with strong colours
Your T-shirt is so bright.
- very cheerful
Mary has a bright smile on her face.

A. 1
 B. 2
 C. 3
 D. 4

Questions relating to dictionary skills

Part 4
Linda went to a country park with the Drawing Club.
You are Linda. Look at the pictures and write a story in the past tense in about 40 words.

- You may use the words to help you.
- What happened in the end? Finish the story.

Part 4
Ben is writing an e-mail to his friend Betty about a movie he saw recently.
You are Ben. Write about 80 words. Use the following ideas for the e-mail.

A movie I saw recently

- What is the name of the movie?
- Who is in the movie?
- What is the movie about?
- What do you like / not like about the movie?
- Would you recommend the movie to your friend?
- ?

For Primary 5 students, we have ...



Hong Kong Attainment Test (Pre-S1) Mock Papers, providing students with test papers in the latest format and allowing them to be well-prepared for the actual test. Various question types, text types and questions that are used to enhance higher-order thinking skills are incorporated in the papers.



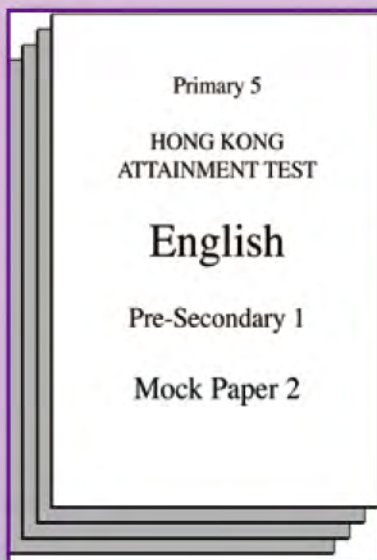
with audio files



Answer Key with audio scripts



Answer Booklet



Question Booklet